



Display chillers with self closing double glazed doors and digital temperature display.




Features

- Climate Class 4
- Self-closing double glazed doors
- Horizontal light only on CBC390
- 1 (400) or 2 (401) Vertical strip lights
- LCD thermometer
- Adjustable ladder rack shelving (400 & 401)
- Integral lock (CBC401 only)
- ABS interior on CBC390

Options

- Additional shelves
- Illuminated display canopy
- Reverse hanging of door (CBC390 and 400 only)
- Reverse hanging of door
- (CBC401 Factory order, minimum order 5)
- Gravity shelves
- Wine shelves
- Integral lock (CBC390 and 400 only Factory order, minimum order 5)

Technical Specifications

Name	Dimensions	Internal Dimensions	Capacity	Temp	Shelves
	W x D x H	W x D x H	CU FT (L)	Range	
 CBC390	595x647x1855	490x485x1482	13.8 (390)	+2 / +12°C	5
 CBC400	595x647x1855	525x485x1505	14.2 (406)	+2 / +12°C	5
 CBC401	595x647x1855	525x485x1505	14.2 (406)	+2 / +12°C	5

Accessories

Name	Description	Product
Shelf Flat 208	Flat Shelf	CBC390
Shelf Flat 208	Flat Shelf	CBC400
Shelf Flat 208	Flat Shelf	CBC401



CBC390	Chiller	White/Silver
CBC400	Chiller	White/Silver
CBC401	Chiller	Black/Black